



ORDER FOR JOINT OR IDENTICAL POLE LOCATIONS

By the Select Board of Otis, Massachusetts:

Notice having been given and a public hearing held, as provided by law, IT IS HEREBY ORDERED THAT:

NSTAR ELECTRIC COMPANY DBA EVERSOURCE AND VERIZON NEW ENGLAND, INC. be and they are hereby granted joint or identical locations for and permission to construct and maintain a line of poles and their respective wires and cables to be placed thereon, together with such sustaining and protecting fixtures as said Companies may deem necessary, thereon, together with such sustaining and protecting fixtures as said Companies may deem necessary, in the public way hereinafter referred to, as requested in petition of said Companies dated the 16th day of January, 2026.

All construction under this order shall be in accordance with the following conditions:

Poles shall be of sound timber, and reasonably straight, and shall be set substantially at the points indicated upon the plan marked **24155364** filed with and made a part of said petition. There may be attached to said poles by said EVERSOURCE not to exceed 18 wires and 2 cables, and by VERIZON NEW ENGLAND INC. not to exceed 40 wires and 4 cables, and all of said wires and cables shall be placed at a height of not less than 18 feet from the ground at highway crossings, and not less than 12 feet from the ground elsewhere.

The following is the public way along which the poles above referred to may be erected, and the number of poles which may be erected thereon under this order:

Location & Reason—W Center Road, Otis

The objective of the project is to increase reliability and customer satisfaction in these locations by replacing small wire with covered 1/0 ACSR 175 mil single phase 23kV. The project will reconductor the entire lateral up to side tap fusing, replace wooden crossarms, and replace undersized poles to match the current standards. Animal guards to be installed on every transformer and cutout on the main lateral. Tree trimming will be done if necessary to further strengthen the overhead distribution system. The implementation of these objectives will ensure environmental intervention will be mitigated along this lateral. Please refer to attached sketches.

Also, that permission be and thereby is granted to each of said Companies to lay and maintain underground laterals, cables and wires in the above or intersecting public ways for the purpose of making connections with such poles and buildings as each may desire for distributing purposes.

I hereby certify that the foregoing order was adopted at a meeting of the Select Board of Otis, Massachusetts held on the _____ day of _____, 2026.

Select Board Clerk

We hereby certify that on _____ 2026, at _____ o'clock __M,
at _____ a public hearing was held on the petition of the EVERSOURCE and VERIZON NEW ENGLAND INC. for permission to construct the line of poles, wires, cables, fixtures and connections described in the order herewith recorded, and that we mailed at least seven days before said hearing a written notice of the time and place of said hearing to each of the owners of real estate (as determined by the last preceding assessment for taxation) along the way upon which the Companies are permitted to construct the line of poles, wires, cables, fixtures and connections under said order. And that thereupon said order was duly adopted.

Select Board of Otis, MA

CERTIFICATE

I hereby certify that the foregoing is a true copy of a joint location order and certificate of hearing with notice adopted by the Select Board of the Town of Otis, Massachusetts, on the _____ day of _____ 2026 and recorded with the records of location orders of said town, Book _____, Page _____. This certified copy is made under the provisions of Chapter 166 of General Laws and any additions thereto or amendments thereof.

Attest:

Town Clerk

VERIZON COPY

LEGEND

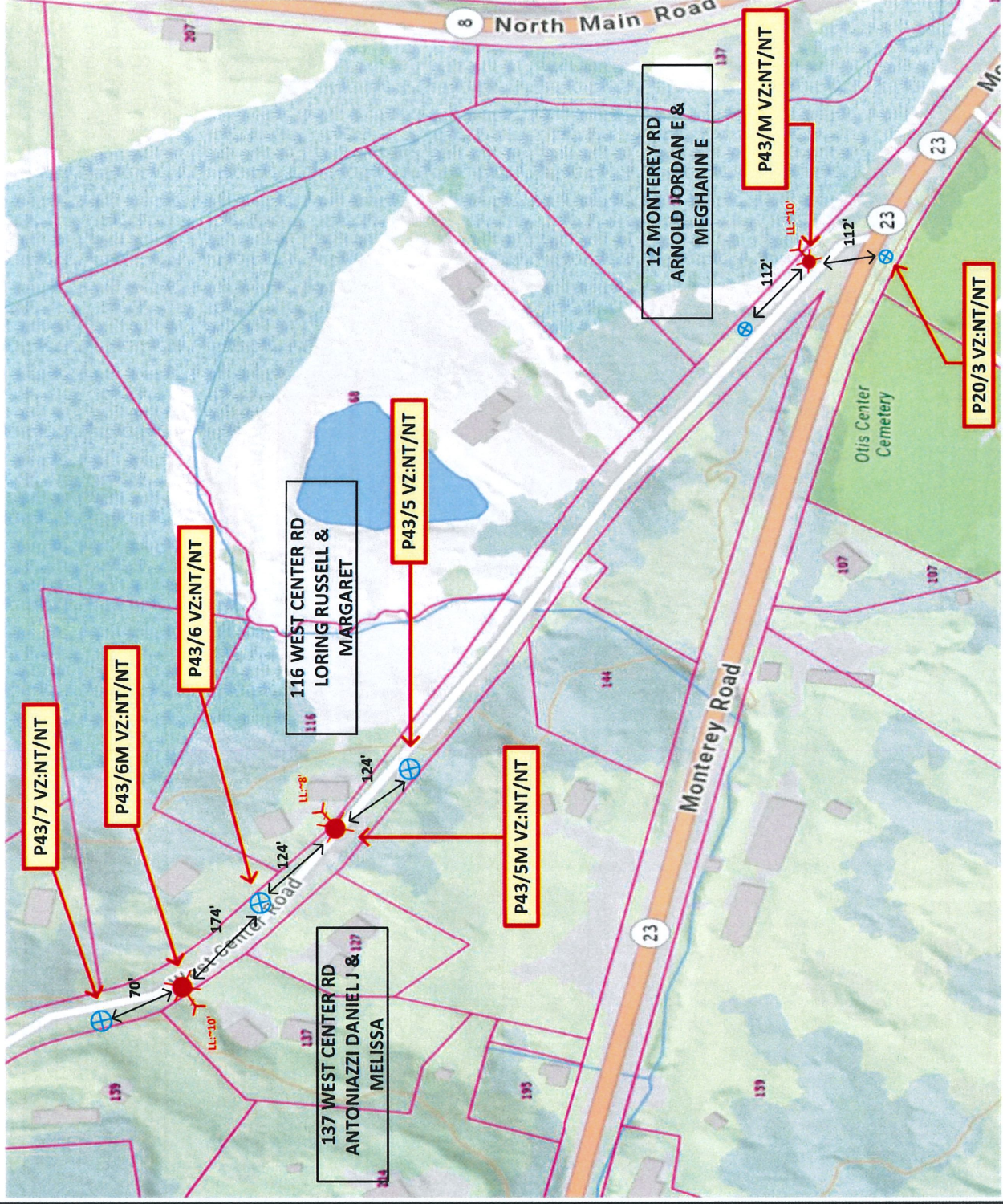
- PROPOSED JOINT POLE
- PROPOSED EVERSOURCE POLE
- ⊗ EXISTING JOINT POLE
- EXISTING EVERSOURCE POLE
- ⊗ EXISTING EVERSOURCE POLE TO BE JOINT
- ⊗ EXISTING FOREIGN POLE TO BE JOINT
- PROPOSED PAD MOUNT TRANSFORMER
- EXISTING PAD MOUNT TRANSFORMER
- ⊞ EXISTING MANHOLE
- UG EXISTING CONDUIT
- UG PROPOSED CONDUIT
- ⊞ PROPOSED HANDHOLE
- ⊞ EXISTING HANDHOLE
- ANCHOR
- ⊞ PROPOSED SILO
- ⊞ EXISTING SILO
- ⬢ HEXHOLE

PROPRIETARY INFORMATION
 THE INFORMATION ON THIS DRAWING IS UNCLASSIFIED PROPRIETARY TO EVERSOURCE AND THE USER (WHICH SHALL BE DEFINED AS ANY PERSON OR ENTITY WHO HAS RECEIVED THE MAP THROUGH SALE, PURCHASE, EXCHANGE, GIFT OR OTHERWISE) SHALL KEEP IT IN CONFIDENCE AND SHALL NOT FURNISH OR DISCLOSE IT TO ANY THIRD PARTY WITHOUT PRIOR WRITTEN PERMISSION OF EVERSOURCE UTILITIES.



POLE PETITION
 W. CENTER RD,
 Otis, MA

DATE	CIRCUIT	VOLTAGE	WORK ORDER	FWO#
12/21/2025	194	23KV	24155364	80491325
SCALE: NTS				DRAWN BY Jose A. Jaime



PURPOSE AND DESCRIPTION

The objective of the project is increase reliability and customer satisfaction in these locations by replacing small wire with covered 1/0 ACSR 175 mil single phase 23kV. The project will reconductor the entire lateral up to side tap fusing, replace wooden crossarms, and replace undersized poles to match the current standards. Animal guards to be installed on every transformer and cutout on the main lateral. Tree trimming will be done if necessary to further strengthen the overhead distribution system. The implementation of these objectives will ensure environmental intervention will be mitigated along this lateral.

LEGEND

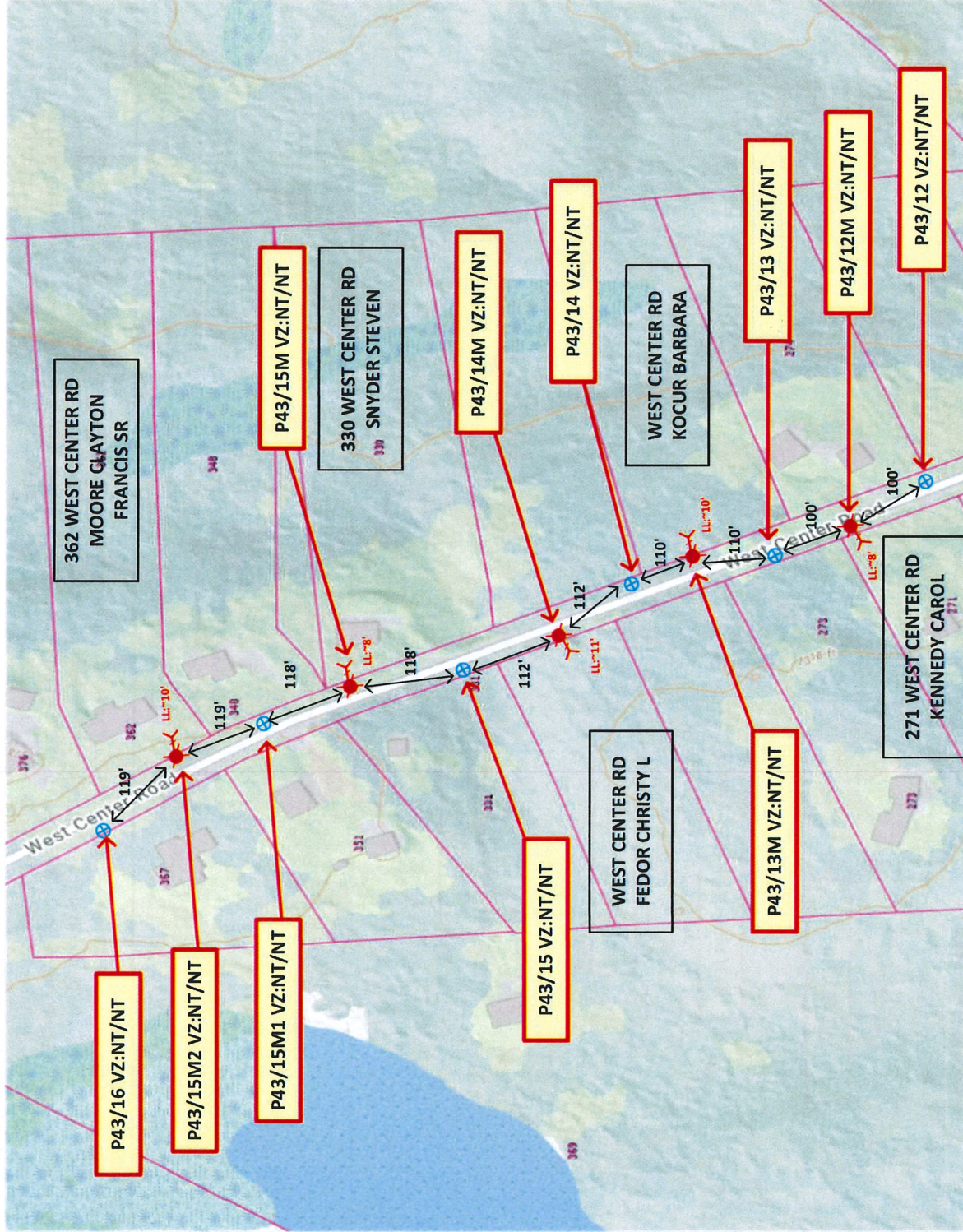
- PROPOSED JOINT POLE
- PROPOSED EVERSOURCE POLE
- ⊗ EXISTING JOINT POLE
- EXISTING EVERSOURCE POLE
- ⊗ EXISTING EVERSOURCE POLE TO BE JOINT
- ⊗ EXISTING FOREIGN POLE TO BE JOINT
- PROPOSED PAD MOUNT TRANSFORMER
- EXISTING PAD MOUNT TRANSFORMER
- EXISTING MANHOLE
- UG EXISTING CONDUIT
- UG PROPOSED CONDUIT
- ⊕ PROPOSED HANDHOLE
- ⊕ EXISTING HANDHOLE
- ANCHOR
- ⊙ PROPOSED SILO
- ⊗ EXISTING SILO
- ⬢ HEXHOLE

PROPRIETARY INFORMATION
 THE INFORMATION ON THIS MAP SHALL BE CONSIDERED PROPRIETARY TO EVERSOURCE AND THE USER (WHICH SHALL BE DEFINED AS ANY PERSON OR ENTITY WHO HAS RECEIVED THE MAP THROUGH SALE, PURCHASE, EXCHANGE, GIFT OR OTHERWISE) SHALL KEEP IT IN CONFIDENCE AND SHALL NOT FURNISH OR DISCLOSE IT TO ANY THIRD PARTY WITHOUT PRIOR WRITTEN PERMISSION OF EVERSOURCE UTILITIES.



POLE PETITION
 W. CENTER RD,
 Otis, MA

DATE	CIRCUIT	VOLTAGE	WORK ORDER	FWO#
12/9/2025	1934	28KV	24155364	80491325
SCALE: NTS				DRAWN BY: Jose A. Jaime



PURPOSE AND DESCRIPTION

The objective of the project is increase reliability and customer satisfaction in these locations by replacing small wire with covered 1/0 ACSR 175 mil single phase 23kV. The project will reconductor the entire lateral up to side tap fusing, replace wooden crossarms, and replace undersized poles to match the current standards. Animal guards to be installed on every transformer and cutout on the main lateral. Tree trimming will be done if necessary to further strengthen the overhead distribution system. The implementation of these objectives will ensure environmental intervention will be mitigated along this lateral.

LEGEND

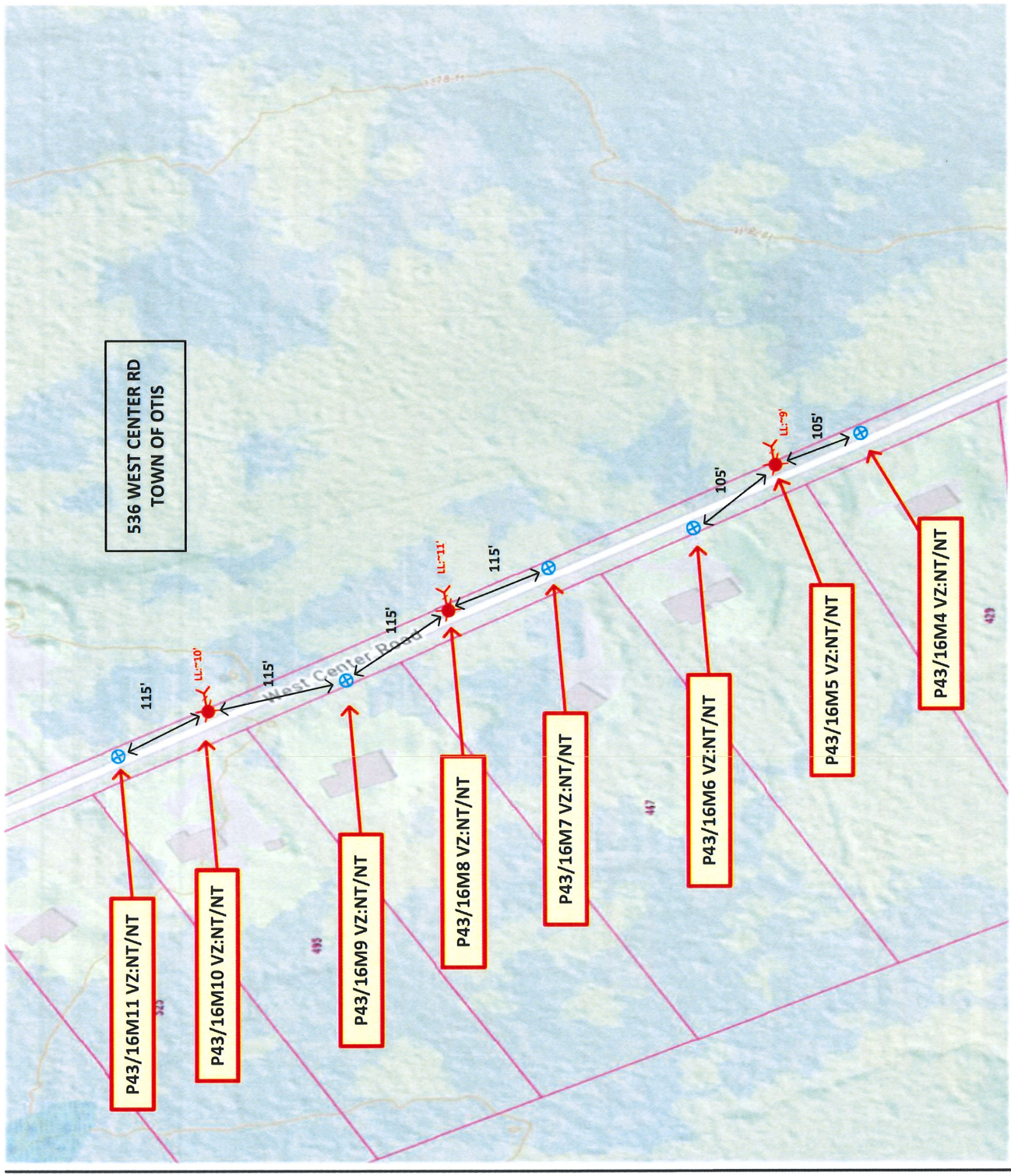
- PROPOSED JOINT POLE
- PROPOSED EVERSOURCE POLE
- EXISTING JOINT POLE
- EXISTING EVERSOURCE POLE
- EXISTING EVERSOURCE POLE TO BE JOINT
- EXISTING FOREIGN POLE TO BE JOINT
- PROPOSED PAD MOUNT TRANSFORMER
- EXISTING PAD MOUNT TRANSFORMER
- EXISTING MANHOLE
- UG EXISTING CONDUIT
- UG PROPOSED CONDUIT
- PROPOSED HANDHOLE
- EXISTING HANDHOLE
- ANCHOR
- PROPOSED SILO
- EXISTING SILO
- HEXHOLE

PROPRIETARY INFORMATION
 THE INFORMATION ON THIS MAP SHALL BE CONSIDERED PROPRIETARY TO EVERSOURCE AND THE USER (WHICH SHALL BE DEFINED AS ANY PERSON ENTITY WHO HAS RECEIVED THIS MAP THROUGH THE EVERSOURCE WEBSITE) AND SHALL NOT BE REPRODUCED, COPIED, CONFIDENCE AND SHALL NOT BE DISCLOSED TO ANY THIRD PARTY WITHOUT PRIOR WRITTEN PERMISSION OF EVERSOURCE UTILITIES.



POLE PETEITION
 W. CENTER RD,
 Otis, MA

DATE	CIRCUIT	VOLTAGE	WORK ORDER	FWDH
12/21/2025	194	23KV	24155364	80491325
SCALE: NTS	DRAWN BY: JON. A. JILLINE			



PURPOSE AND DESCRIPTION

The objective of the project is increase reliability and customer satisfaction in these locations by replacing small wire with covered 1/0 ACSR 175 mil single phase 23kV. The project will reconductor the entire lateral up to side tap fusing, replace wooden crossarms, and replace undersized poles to match the current standards. Animal guards to be installed on every transformer and cutout on the main lateral. Tree trimming will be done if necessary to further strengthen the overhead distribution system. The implementation of these objectives will ensure environmental intervention will be mitigated along this lateral.